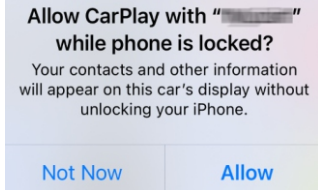
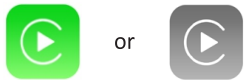


How to check a car has CarPlay or not

1. Plug an iPhone (running iOS 10 or newer) into the car USB ports with genuine factory lightning cable. If there is a notification pop up on iPhone like below, that your car has built-in Apple CarPlay.

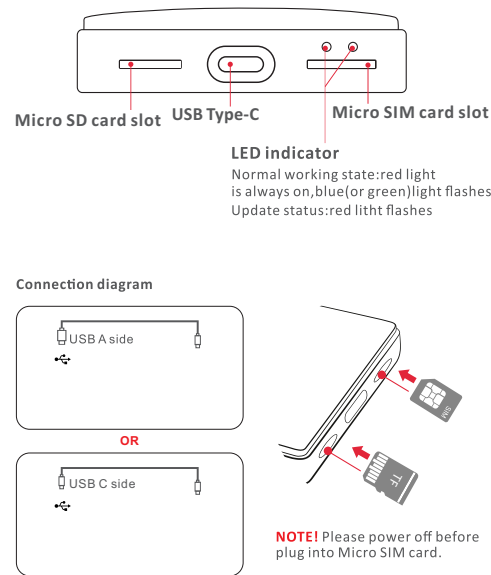


2. If there is a CarPlay icon in the car stereo menu, that your car has built-in Apple CarPlay.



3. Contact your car dealer for help.

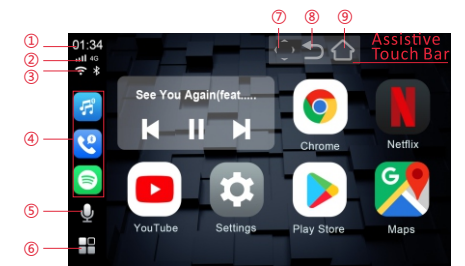
Interface



How to set up Micro SIM card network

Normally, it's not required to change the data network settings. If there is network signal and could not use the mobile data for internet surfing, go to **Settings-Network & internet-Mobile network-Advanced-Access Point Names**, choose other APN or add a new one refer to your cell phone with the same network operator.

User Interface



- ① Clock
- ② Micro SIM card status
- ③ WiFi & BT status
- ④ Recent apps
- ⑤ Voice assistant
- ⑥ All apps
- ⑦ Press and drag - Move assistive touch bar
- ⑧ Tap - Back
Press and hold - Split screen mode
- ⑨ Tap - Home
Press and hold - Recents

USER MANUAL

D12s Premium AI ADAPTER



Plug In Car Android System via Original USB

D12s Premium Settings

● **Navigation app setup:** Not required to set up by default. If the music playback will not be volume down automatically while navigating, add the navigation app into this setup item.

● **Voice assist:** The chosen app can be wake up through the speech button of the car steering wheel or the voice icon of assistive touch. Select "SpeedPlay" in this item if could not wake up Siri / Google Assistant with steering wheel button when using Apple CarPlay / Android Auto.

● **Bootup app:** The chosen app will be automatically opened after entering the Android system.

● **Use the OEM GPS data:** Disable this option by default. Some car models support this

How to use Bluetooth hands-free calling

● Method 1:

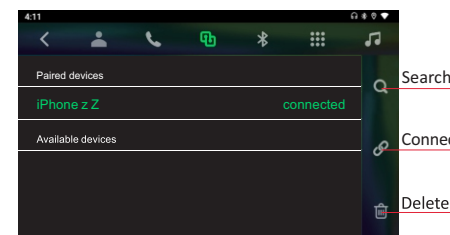
Enable iPhone/Android smartphone's Bluetooth, search and pair to the Bluetooth device named D12s Premium.

● Method 2:

◆ Turn on your iPhone/Android smartphone's Bluetooth and stay on the BT menu (allow new connections).

◆ Select "Search" on D12s Premium interface.

◆ Select and pair your phone device from the list after searching finished.



How to use wireless Apple CarPlay/Android Auto

● Wireless Apple Carplay:

After your iPhone connecting to the Bluetooth, open the "SpeedPlay" app in the D12s Premium interface. Next tap "Use CarPlay" on your iPhone notification. It will connect to wireless CarPlay after a few seconds.

● Wireless Android Auto:

Before using Android Auto, please make sure the latest Android Auto app installed on your smartphone. First, make sure you have enabled wireless projection on Android Auto app settings. Open "SpeedPlay" app on D12s Premium interface after your Android phone has connected to the Bluetooth, next confirm the notifications on your phone to use wireless Android Auto.